

 **CHANNEL VISION™**  
**10 Year Limited Warranty**

Channel Vision Technology will repair or replace any defect in material or workmanship which occurs during normal use of this product with new or rebuilt parts, free of charge in the USA, for ten years from the date of original purchase. This is a no hassle warranty with no mail in warranty card needed. This warranty does not cover damages in shipment, failures caused by other products not supplied by Channel Vision Technology, or failures due to accident, misuse, abuse, or alteration of the equipment. This warranty is extended only to the original purchaser, and a purchase receipt, invoice, or other proof of original purchase date will be required before warranty repairs are provided.

Mail in service can be obtained during the warranty period by calling (800) 840-0288 toll free. A Return Authorization number must be obtained in advance and can be marked on the outside of the shipping carton.

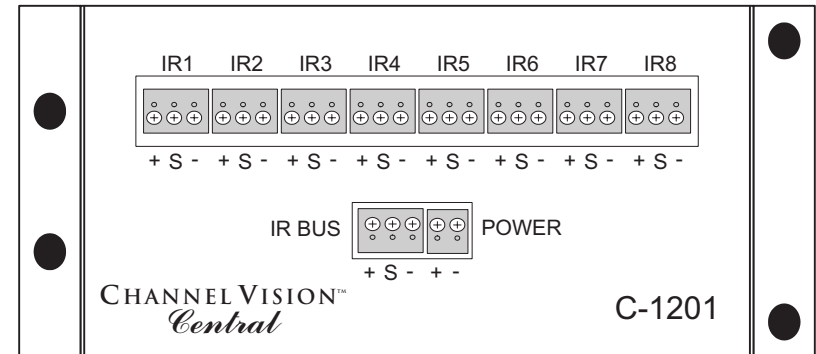
This warranty gives you specific legal rights and you may have other rights (which vary from state to state). If a problem with this product develops during or after the warranty period, please contact Channel Vision Technology, your dealer or any factory-authorized service center.

 **CHANNEL VISION™**  
**channelvision.com**

234 Fischer Avenue, Costa Mesa, California 92626  
 (714)424-6500 • (800)840-0288 • (714)424-6510 fax

500-118 rev B1

# INSTRUCTIONS



## C-1201 IR Distribution Module

 **CHANNEL VISION™**  
**CENTRAL**

©2005 CHANNEL VISION TECHNOLOGY

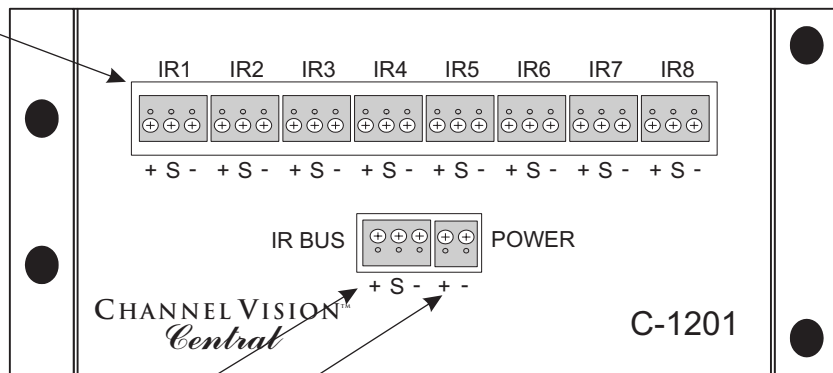
The **C-1201** is a passive IR connecting block that allows up to 8 IR receivers to be connected to a single amplified IR hub like the P-1205. This device mounts inside the structured wire enclosure and makes it easy to join all of the signals from your IR receivers together and distribute them to your amplified IR hub (which may not be in the same location).

**Features:**

- Combines signals from 8 IR receivers
- Provides 1 simple output to your amplified IR hub
- Mounts in Channel Vision's structured wire enclosures
- Compatible with all Channel Vision IR receivers

**IR receiver connections...**

Allows the power, ground, and signal of up to 8 IR receivers to be connected in parallel.



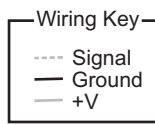
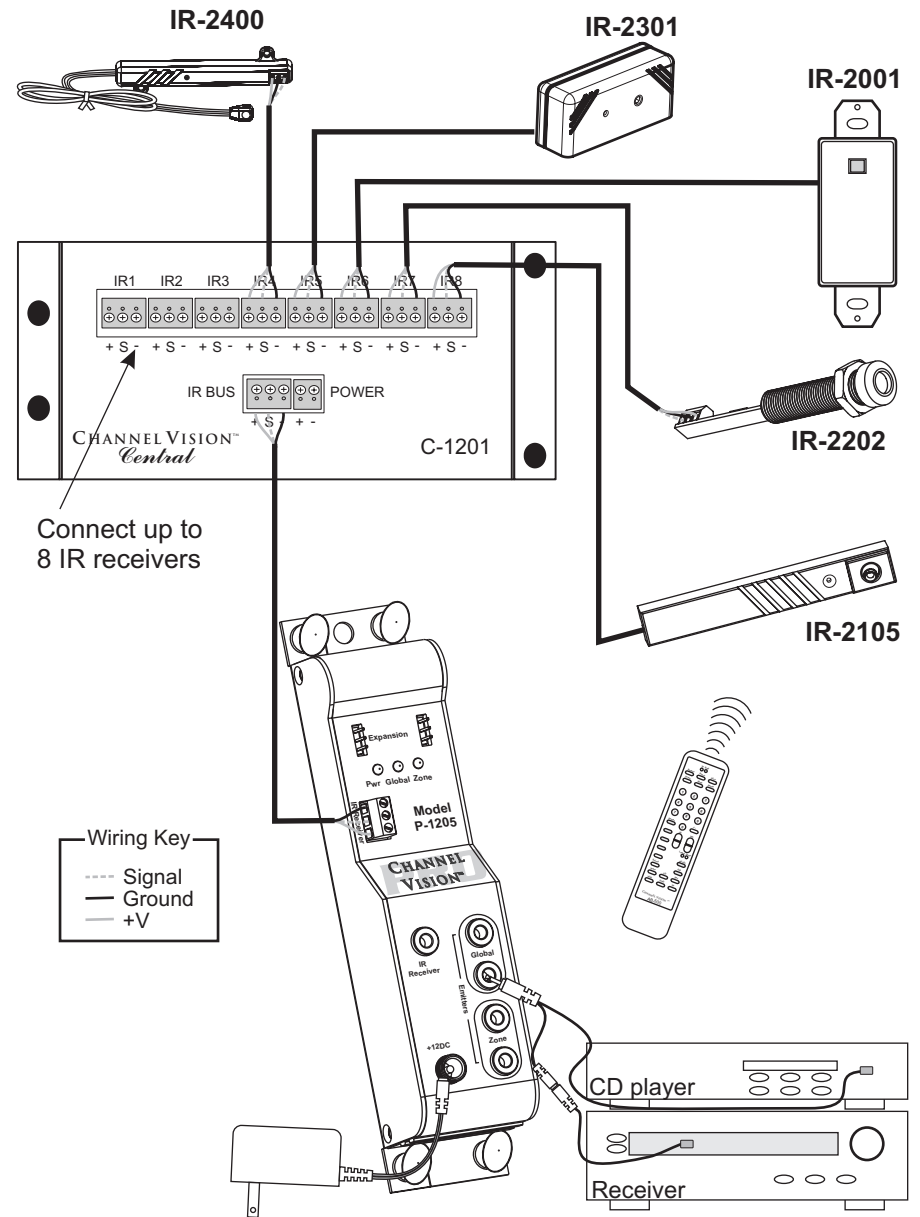
**POWER connections...**

When using an amplified IR hub these terminals are not used. When not using an amplified IR hub, connect a 12VDC power supply here to power the IR receivers.

**IR BUS connections...**

Allows simple connection of an amplified IR hub. When not using an amplified IR hub, connect signal (S) and ground (-) to an IR emitter.

**Typical Application**



The diagram above illustrates how to create an IR system with IR receivers in several different rooms. Systems like this may include several different styles of IR receivers depending on the specific application in each room. The C-1201 joins all the signals from the IR receivers and outputs them to the P-1205.